

EssentialPower™ XS TOWER

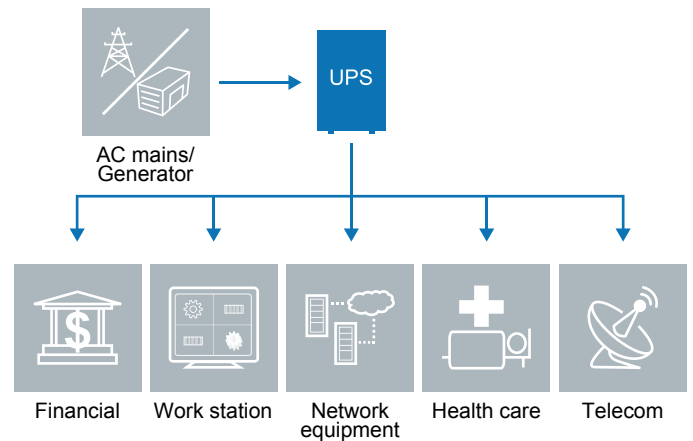
10kVA to 20kVA 3:1-1:1



Key features

- True double-conversion design with high adaptability to harsh mains conditions
- 0.9 output Power factor
- High efficiency result in energy saving and supports energy-saving ECO mode
- Support both 1 phase and 3 phase input
- Intelligent communication slot enables remote monitoring (Optional)
- Parallel available with Parallel card (maximum 3, optional)
- Support battery adjustment from 192VDC to 240VDC (15/20KVA)
- Compliance CE

Typical application



Specification

Model name		EssentialPower XS TOWER 10KS 3:1	EssentialPower XS TOWER 15KS 3:1	EssentialPower XS TOWER 20KS 3:1
Power rating	VA/Watt	10000VA/9000W	15000VA/13500W	20000VA/18000W
Efficiency	Double conversion mode	94%		
	ECO mode	98%		
Input	Voltage range	1P: 176-275Vac @ 100% load, 120-176Vac derating to 50% load linear; 3P: 304-476Vac @ 100% load, 208-304Vac derating to 50% load linear.		
	Rated frequency	50/60Hz		
	Frequency range	40-70Hz (46-54/56-64Hz @ load>60%)		
Input connection	Wiring/socket	Hardware terminal connection		
Output performance	Rated voltage	208/220/230/240VAC (derating to 90% load @208V)		
	Rated frequency	50/60Hz		
	Maximum PF	0.9		
	Voltage accuracy	+/-1%		
	THDv	<2%@linear load, <4%@non-linear load		
	Transfer time (line <-> battery)	0 ms		
	Crest Ratio	3:1 Max		
Overload(line mode)		105%<load<=125% for 1 minutes;		
		125<load<=150% for 30 seconds;		
		load>150% for 0.5 seconds		
Output connection	Wiring/socket	Hardware terminal connection		
Battery	Voltage	192VDC	192V/216V/240VDC	192V/216V/240VDC
	Inbuilt battery type	NA	NA	NA
Charger	Charging current	4A		
Other working mode	CVCF	Yes (Derating to 60% load)		
	Parallel	3 Max (Optional card)		
HM (human-machine interface)	Display	LCD		
	USB	No		
	RS232	Yes		
	EPO	Optional		
	Intelligent slot	Optional		
Monitor software	WinPower			
Physical performance	Dimension(W*D*H)mm	212x500x420	248x500x565	248x500x616 (Include Wheels)
	Net Weight(KG)	16.9	31	31
Environment	Operating temperature	0-40°C		
	Relative Humidity	20%-90%		
	Operating Altitude	0-3000m (derating 1% every 100m up @1000-3000m)		
	Acoustic Noise	<60dB		
Certification	certification/standard	CE, IEC/EN62040		
EMI	Conduction/Radiation	C3		



Specification

Model name		EssentialPower XS TOWER 10KS 3:1	EssentialPower XS TOWER 15KS 3:1	EssentialPower XS TOWER 20KS 3:1
EMS	ESD	IEC61000-4-2, Level 3		
	RS	IEC61000-4-3, Level 3		
	EFT	IEC61000-4-4, Level 4		
	Surge	IEC61000-4-5, Level 4		
	Maintenance bypass switch	Optional		
Accessory	Input power cable	NA		
	Output power cable	NA		
	EBM cable	Yes	Yes	Yes
	RS232 cable	Yes		
	Manual	Yes		

EBM (External battery module)	Battery	192VDC, 16*2*9Ah VRLA	240VDC, 20*2*7Ah VRLA	240VDC, 20*2*7Ah VRLA
	Dimension(W*H*D) mm	225*416*589	225*416*589	225*416*589
	Weight(Kg)	95.2	115.6	115.6

10-20k Runtime Estimates

backup time (mins)

Load percent	25%	50%	75%	100%
--------------	-----	-----	-----	------

10KS with 192V EBM

10KS Tower+1 EBM	44.0	19.9	11.8	7.6
10KS Tower+2 EBM	106.0	44.0	27.9	19.9
10KS Tower+3 EBM	170.3	77.2	44.0	31.2
10KS tower +4 EBM	234.2	106.0	66.3	44.0

15KS with 240V EBM

15KS Tower+1 EBM	28.2	10.1	5.7	1.8
15KS Tower+2 EBM	75.2	28.2	15.3	10.1
15KS Tower+3 EBM	115.6	51.3	28.2	18.3
15KS tower +4 EBM	159.1	75.2	43.6	28.2

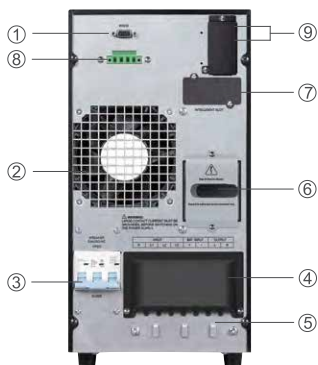
20KS with 240V EBM

20KS Tower+1 EBM	18.3	7.2	1.8	1.0
20KS Tower+2 EBM	51.3	18.3	10.1	7.2
20KS Tower+3 EBM	85.8	34.0	18.3	12.3
20KS tower +4 EBM	117.4	51.3	28.2	18.3

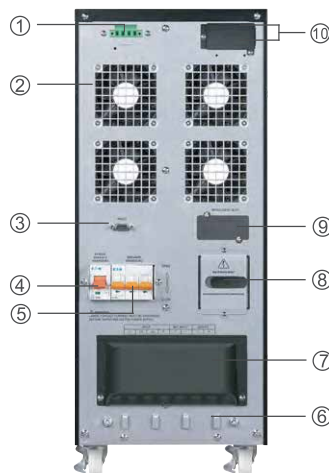
Runtimes shown at typical load with maximum power factor, are approximate and may vary with equipment, configuration, battery age, temperature, etc.



Rear panel



10KVA



15KVA/20KVA

- ① RS232 port
- ② Fan
- ③ Input breaker
- ④ Terminal block cover
- ⑤ Wire collection shelf
- ⑥ Maintenance bypass switch (optional)
- ⑦ Communication slot box
- ⑧ EPO (optional)
- ⑨ Parallel port (optional)

- ① EPO (optional)
- ② Fan
- ③ RS232 port
- ④ Bypass breaker
- ⑤ Input breaker
- ⑥ Wire collection shelf
- ⑦ Terminal block cover
- ⑧ Maintenance bypass switch (optional)
- ⑨ Communication slot box
- ⑩ Parallel port (optional)



Centiel SA
 Via alla Stampa 5a
 Cadro, Lugano CH6965
 Switzerland
 +41 91-2103683
 write@centiel.com



www.centiel.com

