


KB129 12V 9Ah



Kaise Battery series are Top terminal VRLA AGM battery for General use. With advanced manufacturing technique and industry scale, KB series delivers high energy density and high reliability performance, highly suited for UPS systems, security and alarm systems, telecommunication, utilities, emergency light systems, CATV and other backup applications.



Technical Specifications

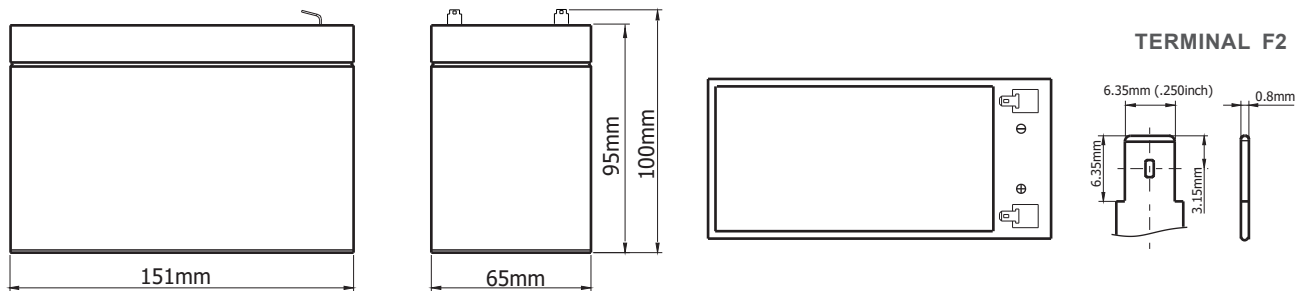
| | |
|---------------------------------------|--|
| Nominal Voltage (V) | 12 (6 cells per unit) |
| Designed Floating Life (25°C) | 5 Years |
| Nominal Capacity (25°C) | 9 Ah @ 20HR-rate (to 1.75Vpc) |
| Dimension (mm) | L151 x W65 x H100 |
| Approx. Weight | 2.6 kg (5.7 lbs) |
| Terminal Type | Fasten Tab F2 |
| Internal Resistance | Approx. 0.020 Ohm (fully charged @ 25°C) |
| Max. Charge Current | 2.7A |
| Max. Discharge Current (5S) | 135A |
| Short Circuit Current | 720A |
| Self Discharge | Approx. 2.5% per month @ 20°C |
| Ambient Temperature | Discharge: -20~55°C Charge: -20~50°C Storage: -20~45°C |
| Float Charge Voltage | 13.6V @25°C (-3mV/cell/ C) |
| Equalize and cycle Use Charge Voltage | 14.1V @25°C |
| Container Material | ABS (UL94-V0 optional) |



Complied standards

- IEC 60896-21/22
- GB/T19638
- JIS C8704
- BS6290 part 4

Battery Dimensions



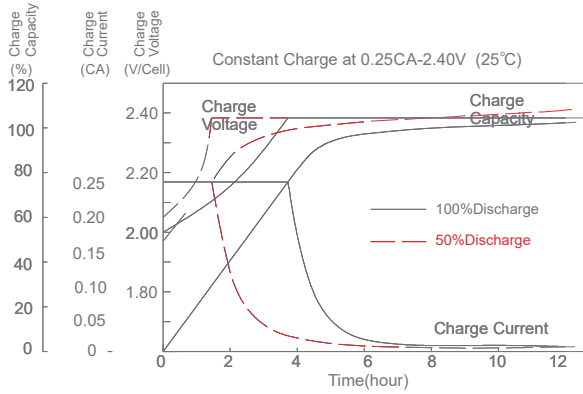
Constant Current Discharge Characteristics: Amps (25°C)

| F.V/T ime | 5min | 10min | 15min | 30min | 1h | 3h | 4h | 5h | 10h | 20h |
|-----------|------|-------|-------|-------|------|------|------|------|------|------|
| 1.60V | 26.1 | 22.4 | 17.1 | 10.16 | 5.92 | 2.51 | 1.96 | 1.62 | 0.89 | 0.48 |
| 1.67V | 33.5 | 21.6 | 16.5 | 9.92 | 5.85 | 2.48 | 1.93 | 1.60 | 0.88 | 0.47 |
| 1.70V | 31.1 | 20.7 | 16.1 | 9.75 | 5.76 | 2.46 | 1.91 | 1.58 | 0.87 | 0.46 |
| 1.75V | 28.4 | 19.8 | 15.7 | 9.52 | 5.66 | 2.43 | 1.89 | 1.56 | 0.86 | 0.45 |
| 1.80V | 25.4 | 18.7 | 15.3 | 9.35 | 5.54 | 2.40 | 1.86 | 1.54 | 0.85 | 0.44 |
| 1.85V | 22.5 | 17.6 | 14.9 | 9.17 | 5.46 | 2.37 | 1.84 | 1.52 | 0.84 | 0.43 |

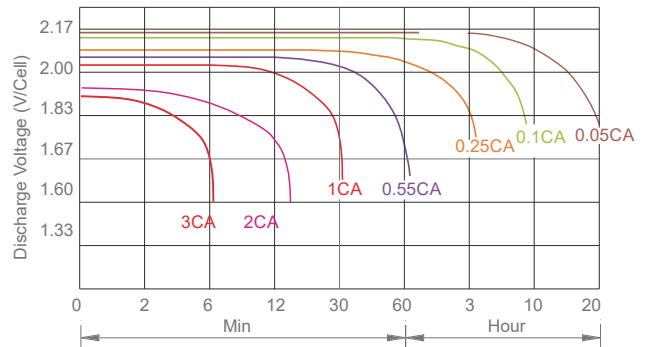
Constant Power Discharge Characteristics: W/Cell (25°C)

| F.V/Time | 5min | 10min | 15min | 30min | 1h | 3h | 4h | 5h | 10h | 20h |
|----------|------|-------|-------|-------|------|------|------|------|------|------|
| 1.60V | 63.5 | 40.2 | 31.1 | 18.8 | 11.0 | 4.73 | 3.72 | 3.08 | 1.72 | 0.93 |
| 1.67V | 59.8 | 39.2 | 30.3 | 18.4 | 10.9 | 4.71 | 3.68 | 3.06 | 1.71 | 0.92 |
| 1.70V | 56.1 | 37.9 | 29.8 | 18.3 | 10.8 | 4.70 | 3.67 | 3.05 | 1.70 | 0.91 |
| 1.75V | 51.8 | 36.7 | 29.4 | 18.0 | 10.7 | 4.69 | 3.66 | 3.03 | 1.69 | 0.89 |
| 1.80V | 47.1 | 35.0 | 28.9 | 17.8 | 10.6 | 4.67 | 3.64 | 3.02 | 1.68 | 0.88 |
| 1.85V | 42.3 | 33.4 | 28.5 | 17.6 | 10.5 | 4.65 | 3.62 | 3.00 | 1.66 | 0.86 |

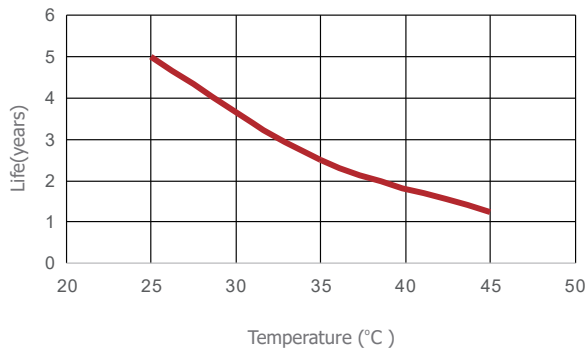
Charge Characteristic



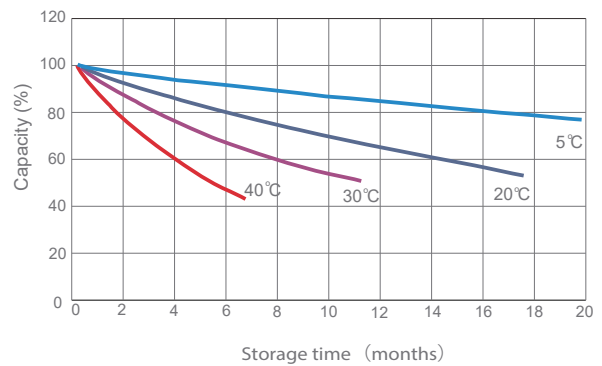
Discharge Characteristic (25°C)



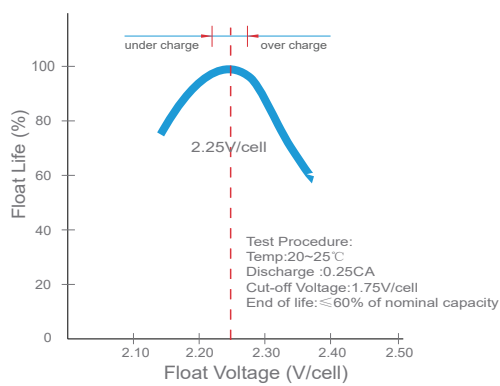
Temperature vs Float Life



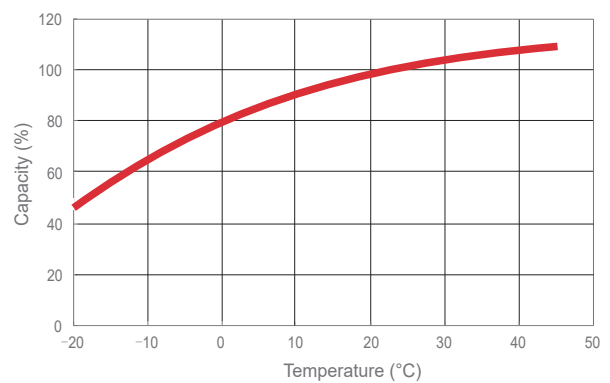
Self discharge characteristics



Float voltage vs Float life



Capacity vs Temperature



Final voltage settings recommended according to the discharge current

| Discharge Current I (A) | $I \leq 0.08C$ | $0.08C \leq I < 0.2C$ | $0.2C \leq I < 0.6C$ | $0.6C \leq I < 1.0C$ | $I \geq 1.0C$ |
|-------------------------|-------------------|-----------------------|----------------------|----------------------|-------------------|
| Final of Voltage | $\geq 1.85V_{pc}$ | $\geq 1.80V_{pc}$ | $\geq 1.75V_{pc}$ | $\geq 1.70V_{pc}$ | $\geq 1.60V_{pc}$ |